







UNSDG	Program Name	3 – 5 Year Targets/Goals	2016/2017 Activities/Results	2018 Activities/Results	Long term vision
 <p><b>8</b> DECENT WORK AND ECONOMIC GROWTH</p>	<p><b>Workforce Development Initiative</b> – 5 Year, \$5 million program to attract new industry and jobs to our communities through investments in workforce readiness.</p>	<p><b>2015</b> Phase I launch</p> <p><b>2018</b> Phase 2 launch 1000 certifications awarded. 1000 individuals enrolled 1,000 individuals served indirectly</p> <p><b>2020</b> 2000 certifications awarded 3000 individuals enrolled</p>	<p>Phase I implementation completed.</p> <p><b>Input:</b> \$2.5 million invested</p> <p><b>Outputs:</b> 433 tier one certifications awarded; more than 800 individuals enrolled in workforce development programs; More than 7,500 individuals served indirectly</p> <p><b>Outcomes:</b> 87 projects announced 7,352 jobs 471 mW estimated load growth \$78,419,000 AGM</p>	<p>Phase II launched</p> <p><b>Input:</b> \$3.1 (cumulative)</p> <p><b>Outputs (cumulative):</b> 1025 certifications awarded, 1196 individuals enrolled in workforce development programs; More than 7,500 individuals served indirectly.</p> <p><b>Outcomes:</b> 137 projects announced 13,418 jobs 923mW estimated load growth \$121,607,763 AGM</p>	<p>To create a competitive advantage for our communities and to ensure that lack of workforce readiness is not barrier to economic growth and productivity.</p>

	<p><b>Early Childhood Education</b> Funding and advocacy support</p>	<p><b>2015</b> Support campaign launch to sustain or increase local, state and federal funding for early childhood education in Louisiana</p> <p><b>2018</b> Support campaign to increase state funding to expand number of children served through Child Care Assistance Program from 15,000 to 40,000</p> <p><b>2020</b> Fund initiatives to facilitate a master plan for early care and education in Louisiana</p>	<p><b>Input:</b> \$356,492 invested</p> <p><b>Output:</b> The Ready Louisiana Coalition supported by Entergy successfully protected the School Readiness Tax Credit, preserving \$16 million in state funds and helping to draw down \$80 million in matching federal funds</p> <p><b>Outcomes:</b> expanded access to high quality childcare for 13,000 children from low income families.</p> <p>Entergy-supported parent-led campaign by Stand for Children resulted in City Council approval of \$750,000 in funds to expand access to high quality preK for low income families.</p>	<p><b>Input:</b> \$511,492 (cumulative)</p> <p><b>Output:</b> The Ready Louisiana Coalition was successful In securing \$13.5 million in additional support that will fund 1,800 pre-K slots for 4 year olds, protect 15,000 federally funded CCAP slots by raising rates to federal standards, and serve an additional 400 children through the CCAP program.</p> <p>Entergy-supported coalitions to expand early child ed programs in Orleans parish secured \$1.5 million in city council funding – a 100% increase over the prior year.</p> <p><b>Outcomes:</b> 17,200 children and families will benefit from increased household income, improved school readiness, and improved</p>	<p>To ensure that all families, but particularly low income families have access to high quality, affordable childcare and education.</p>
---	--	---	---	--	---

				academic achievement associated with access to high quality child care and early child ed.	
	<b>Robotics/STEM</b> -- Funding for STEM robotics teams and presenting sponsorship for Gulf coast regional robotics tournament	<b>2015</b> Impact the lives of 1,000 students through engagement in STEM activities.  <b>2018</b> Impact the lives of 3,000 students through engagement in STEM activities.  <b>2020</b> Impact the lives of 5000 students through engagement in STEM activities.	<b>Input:</b> \$183,450 in funding  <b>Output:</b> 34 robotics teams directly supported; two-year presenting sponsor for Gulf coast regional robotics tournament. ~1000 students impacted.  <b>Outcomes:</b> 96% of participants report greater STEM awareness; 91% of participants report increased interest in STEM careers.	<b>Input:</b> \$299,450 (cumulative)  <b>Output:</b> 53 teams directly supported; three-year presenting sponsor for Gulf Coast Regional Robotics Tournament. ~2,500 students impacted. (cumulative)  <b>Outcomes:</b> 96% of participants report greater STEM awareness; 91% of participants report increased interest in STEM careers.	To create a talent pipeline of engineers and other STEM professionals to meet the needs of Entergy and our commercial/industrial customers.
	<b>Earned Income Tax Credit</b> – Support for VITA partners and Entergy Super Tax Day signature program	<b>2015</b> 18,000 returns filed \$35 million in EITC refunds <b>2018</b> 54,000 returns filed \$105 million in EITC refunds <b>2020</b>	<b>Input:</b> \$1.8 million in cash and in-kind contributions; 8,000 volunteer service hours.  <b>Output:</b> 35,000 returns filed. \$68 million in EITC refunds. 730 VITA sites supported.	<b>Input:</b> \$2.8 million (cumulative) in cash and in-kind contributions;  <b>Output:</b> 51,306 returns filed. (cumulative) \$97,425,409 in EITC refunds. (cumulative)	To lift working families out of poverty by making sure they receive the EITC that they have earned and deserve.

		90,000 returns filed \$175 million in EITC refunds	<b>Outcomes:</b> 35,000 families placed on path to economic self-sufficiency. \$102 million economic impact.	<b>Outcomes:</b> 51,000 (cumulative)families placed on path to economic self-sufficiency. \$146 million economic impact. (cumulative)	
	<b>LIHEAP/Power to Care</b> -- Grassroots advocacy and fundraising	<b>LIHEAP</b> <b>2015 – 2020</b> Maintain overall funding at \$3.4 million and increase funds flowing through new formula.  <b>Power to Care</b> <b>2015</b> \$2.5 million raised <b>2018</b> \$10 million raised <b>2020</b> \$15 million raised	<b>LIHEAP:</b> Overall funding increased by \$150 million and funds placed in new formula increased 14%.  <b>Input:</b> \$1.4 million in shareholder matching funds.  <b>Output:</b> 424,845 customer bills paid <b>Outcomes:</b> 424,845 disconnects avoided  <b>Power to Care:</b> \$7.4 million raised (cumulative)	<b>LIHEAP:</b> Overall funding increased by \$300 million and funds placed in new formula have increased to 19%  <b>Input:</b> \$2.1 million in shareholder matching funds. (cumulative)  <b>Output:</b> 649,180 customer bills paid. (cumulative) <b>Outcomes:</b> 649,180 disconnects avoided. (cumulative)  <b>Power to Care:</b> \$10.1 million raised (cumulative)	To ensure that all customers have access to affordable and clean energy, regardless of their ability to pay.

	<p><b>Coastal restoration, Reforestation, conservation &amp; storm water management</b></p>	<p><b>2015</b> 20,000 trees planted/distributed. 3,000 acres restored/placed into conservation.</p> <p><b>2018</b> 60,000 trees planted/distributed. 9,000 acres restored/placed into conservation. 300 rain water barrels upcycled and placed in flood-prone neighborhoods.</p> <p><b>2020</b> 100,000 trees planted/distributed 15,000 acres restored/placed into conservation.</p>	<p><b>Input:</b> \$944,500 in funding</p> <p><b>Output:</b> 54,850 trees planted/distributed 8,449 acres restored</p> <p><b>Outcomes:</b> --Enhanced biodiversity and restoration of habitat for endangered species. --Enhanced storm and flood protection for coastal communities and flood-prone neighborhoods. -- Mitigation of GHG through carbon sequestration.</p>	<p><b>Input:</b> \$1,825,050 (cumulative)</p> <p><b>Output:</b> 110,000 trees planted (cumulative) 15,949 acres (cumulative) restored/placed into conservation. 115 rain barrels installed; 180 completed and ready for installation = 649,000 gallons of stormwater diverted.</p> <p><b>Outcomes:</b> --Enhanced biodiversity and restoration of habitat for endangered species. --Enhanced storm and flood protection for coastal communities and flood-prone neighborhoods. -- Mitigation of GHG through carbon sequestration.</p>	<p>To protect and preserve the coast, wetlands and forests to mitigate the impact of climate change on our communities.</p>

	<p><b>Employee Engagement/Volunteerism</b></p>	<p><b>2015</b> 100,000 hours of volunteer service.  <b>2018</b> 300,000 hours of volunteer service.  <b>2020</b> 500,000 hours of volunteer service.</p>	<p><b>Input:</b>  ~\$600,000 in Dollars for Doers Grants</p> <p><b>Output:</b>  203,000 hours of volunteer service valued at \$4.9 million</p> <p><b>Outcomes:</b>  Communities strengthened and increased organizational capacity for 500 plus nonprofits in communities served by Entergy.</p>	<p><b>Input:</b>  \$898,000 (cumulative) in Dollars for Doers Grants</p> <p><b>Output:</b>  314,000 hours of volunteer service valued at \$8.4 million (cumulative)</p>	<p>To create sustainable value for our communities and company by partnering with our employees in support of nonprofit organizations to create vibrant, healthy and inclusive communities of opportunity.</p>
---	--	--	--	---	--

